

# 2017-18 Budget Hearing

## July 24, 2017

Wendy Brockert

Lake Mills Area School District

Preparing all of today's students for  
tomorrow's opportunities

# Agenda

- LMASD Accounting Funds and Functions
- Factors Impacting the 2017-18 Budget
- Revenue Limit Worksheet
- LMASD Revenue and Expense Budget, including Post Employment Benefit Trust
- Property Tax

# Lake Mills Area School District 2017-2018 Fund Summary



**Fund  
10**



**Fund  
30**



**Fund  
50**



**Fund  
20**



**Fund  
40**



**Fund  
80**



**Fund  
70**



# Budget Impactors

- Increase in Enrollment Projection
- \$0 increase per member for Revenue Cap
- Per Pupil Aid Allocation increase from \$250 to \$450 per Member
- 1.0 Additional Physical Education Position, .5 Additional English Language Learner Program Coordinator and 1.0 Additional Special Education Coordinator

2017-2018 Revenue Limit Worksheet (CURRENT LAW. See cell comment.)			
1.	2016-17 Base Revenue (Funds 10, 38, 41)	(from left)	14,625,888
2.	Base Sept Membership Avg (14+.4ss, 15+.4ss, 16+.4ss/3)	(from left)	1,503
3.	2016-17 Base Revenue Per Member (Ln 1 / Ln2)	(with cents)	9,731.13
4.	2017-18 Per Member Change (A+B+C)		0.00
	A. Allowed Per-Member Change	0.00	
	B. Low Rev Incr ((9,100 - (3 + 4A))-4C) <b>Not &lt; 0</b>	0	
	C. Low Rev Dist in CCDEB (Enter DPI Adjustment)	0.00	
5.	2017-18 Maximum Revenue / Member (Ln 3 + Ln 4)		9,731.13
6.	Current Membership Avg (15+.4ss, 16+.4ss, 17+.4ss/3)	(from left)	1,521
7.	2017-18 Rev Limit, No Exemptions (Ln7A + Ln 7B)	(rounded)	14,801,049
	A. Max Rev/Memb x Cur Memb Avg (Ln 5 x Ln 6)	14,801,049	
	B. Hold Harmless Non-Recurring Exemption	0	
8.	Total 2017-18 Recurring Exemptions (A+B+C+D+E)	(rounded)	0
	A. Prior Year Carryover	0	
	B. Transfer of Service	0	
	C. Transfer of Territory/Other Reorg (if negative, include sign)	0	
	D. Federal Impact Aid Loss (2015-16 to 2016-17)	0	
	E. Recurring Referenda to Exceed (If 2017-18 is first year)	0	
9.	2017-18 Limit with Recurring Exemptions (Ln 7 + Ln 8)		14,801,049
10.	Total 2017-18 Non-Recurring Exemptions (A+B+C+D+E+F+G+H)		0
	A. Non-Recurring Referenda to Exceed 2017-18 Limit	0	
	B. Declining Enrollment Exemption for 2017-18 (from left)		
	C. Energy Efficiency Net Exemption for 2017-18 (see pg 4 for details)	0	
	D. Adjustment for Refunded or Rescinded Taxes, 2017-18	0	
	E. Prior Year Open Enrollment (uncounted pupil[s])	0	
	F. Reduction for Ineligible Fund 80 Expenditures (enter as negative)	0	
	G. Environmental Remediation Exemption	0	
	H. Private School Voucher Aid Deduction per 2015 Act 289	0	
11.	2017-18 Revenue Limit With All Exemptions (Ln 9 + Ln 10)		14,801,049

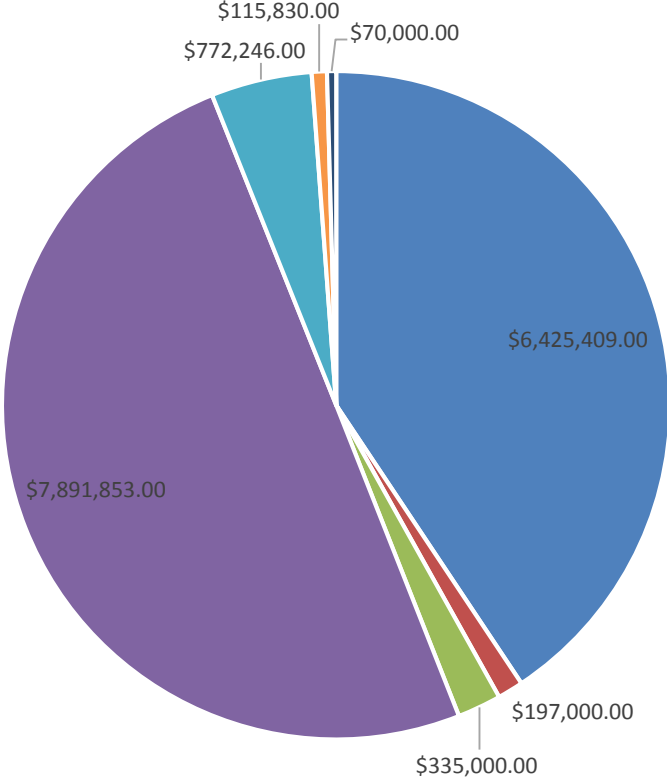
11.	2017-18 Revenue Limit With All Exemptions (Ln 9 + Ln 10)		14,801,049
12.	Total Aid to be Used in Computation (12A + 12B)		7,891,853
A.	2017-18 October 15 General Aid Certification	0	
B.	State Aid to High Poverty Districts (not all districts)	0	
<b>DISTRICTS MUST ESTIMATE AN AID AMOUNT FOR LINE 12 UNTIL THE JULY 1 ESTIMATE OF 2017-18 GENERAL AID.</b>			
13.	<b>Allowable Limited Revenue:</b> (Line 11 - Line 12) (10, 38, 41 Levies + Src 691. Src 691 is DOR Computer Aid.)		<b>6,909,196</b>
14.	<b>Total Limited Revenue To Be Used (A+B+C)</b>	Not >line 13	<b>6,909,196</b>
<b>Entries Required Below:</b> Enter amnts needed by purpose and fund:			
A.	Gen Operations: Fund 10 including Src 211 & Src 691	6,433,405	(Proposed Fund 10)
B.	Non-Referendum Debt (inside limit) Fund 38 Src 211	325,791	(to Budget Rpt)
C.	Capital Exp, Annual Meeting Approved: Fund 41 Src 211	150,000	(to Budget Rpt)
15.	Total Revenue from Other Levies (A+B+C+D)		2,219,000
A.	Referendum Apprvd Debt (Fund 39 Debt-Src 211)	2,129,000	
B.	Community Services (Fund 80 Src 211)	90,000	(to Budget Rpt)
C.	Prior Year Levy Chargeback for Uncollectible Taxes (Src 212)	0	(to Budget Rpt)
D.	Other Levy Revenue - Milwaukee & Kenosha Only	0	(to Budget Rpt)
16.	Total Levy + Src 691, "Proposed Levy" (Ln 14 + Ln 15)		9,128,196
17.	Est Src 691 (Comp Aid) Based on Ln 16 & Values Entered		7,996
<b>18. Fnd 10 Src 211 (Ln 14A-Ln 17), 2017-18 Budget</b>			<b>6,425,409</b>
<b>Line 18 (not 14A) is the Fund 10 Levy certified by the Board.</b>			
19.	<b>Total Fall, 2017 All Fund Tax Levy (14B + 14C + 15 + 18)</b>		<b>9,120,200</b>
<i>Line 19 is the total levy to be apportioned in the PI-401.</i>		Levy Rate =	0.01013603

<b>BUDGET ADOPTION 2017-18</b>			
<b>GENERAL FUND (FUND 10)</b>	<b>Audited 2015-16</b>	<b>Unaudited 2016-17</b>	<b>Budget 2017-18</b>
Beginning Fund Balance (Account 930 000)	5,514,277.62	5,279,994.99	4,165,588.16
Ending Fund Balance, Nonspendable (Acct. 935 000)	0.00	0.00	0.00
Ending Fund Balance, Restricted (Acct. 936 000)	0.00	0.00	0.00
Ending Fund Balance, Committed (Acct. 937 000)	0.00	0.00	0.00
Ending Fund Balance, Assigned (Acct. 938 000)	0.00	0.00	0.00
Ending Fund Balance, Unassigned (Acct. 939 000)	5,279,994.99	0.00	0.00
<b>TOTAL ENDING FUND BALANCE (ACCT. 930 000)</b>	<b>5,279,994.99</b>	<b>4,165,588.16</b>	<b>4,165,588.16</b>
<b>REVENUES &amp; OTHER FINANCING SOURCES</b>			
100 Transfers-in	0.00	0.00	0.00
<b>Local Sources</b>			
210 Taxes	7,032,686.32	6,354,362.16	6,483,409.00
240 Payments for Services	15,467.09	16,134.00	15,000.00
260 Non-Capital Sales	805.90	16,157.41	500.00
270 School Activity Income	42,890.86	27,850.30	35,000.00
280 Interest on Investments	8,499.94	7,651.81	8,500.00
290 Other Revenue, Local Sources	117,110.68	146,332.54	80,000.00
<b>Subtotal Local Sources</b>	<b>7,217,460.79</b>	<b>6,568,488.22</b>	<b>6,622,409.00</b>
<b>Other School Districts Within Wisconsin</b>			
310 Transit of Aids	12,449.27	13,984.99	0.00
340 Payments for Services	317,893.00	338,183.99	335,000.00
380 Medical Service Reimbursements	0.00	0.00	0.00
390 Other Inter-district, Within Wisconsin	0.00	0.00	0.00
<b>Subtotal Other School Districts within Wisconsin</b>	<b>330,342.27</b>	<b>352,168.98</b>	<b>335,000.00</b>
<b>Other School Districts Outside Wisconsin</b>			
440 Payments for Services	0.00	0.00	0.00
490 Other Inter-district, Outside Wisconsin	0.00	0.00	0.00
<b>Subtotal Other School Districts Outside Wisconsin</b>	<b>0.00</b>	<b>0.00</b>	<b>0.00</b>
<b>Intermediate Sources</b>			
510 Transit of Aids	0.00	5,074.85	0.00
530 Payments for Services from CCDEB	0.00	0.00	0.00
540 Payments for Services from CESA	7,390.29	0.00	0.00
580 Medical Services Reimbursement	0.00	0.00	0.00
590 Other Intermediate Sources	0.00	0.00	0.00
<b>Subtotal Intermediate Sources</b>	<b>7,390.29</b>	<b>5,074.85</b>	<b>0.00</b>

<b>State Sources</b>			
610 State Aid -- Categorical	300,925.16	70,590.27	72,000.00
620 State Aid -- General	6,964,344.00	7,891,853.00	7,891,853.00
630 DPI Special Project Grants	39,779.35	34,573.77	0.00
640 Payments for Services	0.00	0.00	0.00
650 Student Achievement Guarantee in Education (SAGE Grant)	0.00	0.00	0.00
660 Other State Revenue Through Local Units	7,767.68	7,749.22	7,800.00
690 Other Revenue	9,594.00	383,668.00	692,446.00
<b>Subtotal State Sources</b>	<b>7,322,410.19</b>	<b>8,388,434.26</b>	<b>8,664,099.00</b>
<b>Federal Sources</b>			
710 <b>Federal Aid - Categorical</b>	0.00	0.00	0.00
720 Impact Aid	0.00	0.00	0.00
730 DPI Special Project Grants	28,097.67	34,637.68	23,414.00
750 IASA Grants	126,823.79	150,659.03	92,416.00
760 JTPA	0.00	0.00	0.00
770 Other Federal Revenue Through Local Units	0.00	0.00	0.00
780 Other Federal Revenue Through State	22,247.88	0.00	0.00
790 Other Federal Revenue - Direct	0.00	0.00	0.00
<b>Subtotal Federal Sources</b>	<b>177,169.34</b>	<b>185,296.71</b>	<b>115,830.00</b>
<b>Other Financing Sources</b>			
850 Reorganization Settlement	0.00	0.00	0.00
860 Compensation, Fixed Assets	500.00	1,000.00	0.00
870 Long-Term Obligations	0.00	0.00	0.00
<b>Subtotal Other Financing Sources</b>	<b>500.00</b>	<b>1,000.00</b>	<b>0.00</b>
<b>Other Revenues</b>			
960 Adjustments	27,311.00	22,961.66	20,000.00
970 Refund of Disbursement	193.00	11,592.25	50,000.00
980 Medical Service Reimbursement	0.00	0.00	0.00
990 Miscellaneous	7,258.26	3,566.44	0.00
<b>Subtotal Other Revenues</b>	<b>34,762.26</b>	<b>38,120.35</b>	<b>70,000.00</b>
<b>TOTAL REVENUES &amp; OTHER FINANCING SOURCES</b>	<b>15,090,035.14</b>	<b>15,538,583.37</b>	<b>15,807,338.00</b>



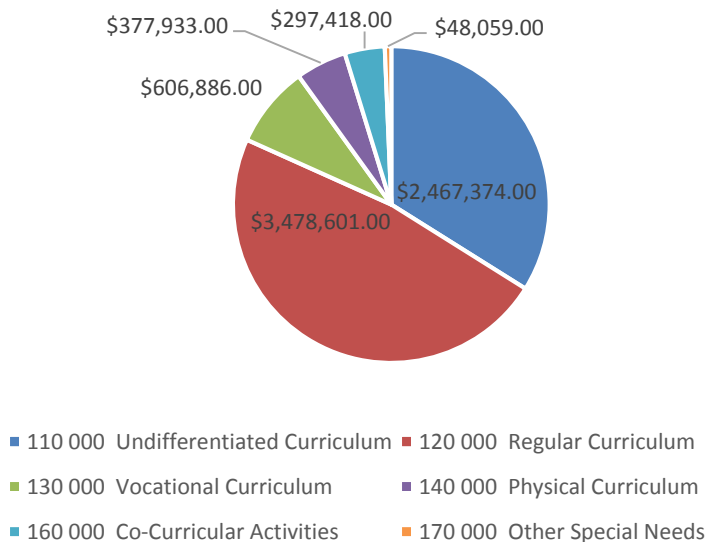
# General Fund Revenues



- Property Taxes
- Local Sources
- School Districts Within Wisconsin
- General Aid
- Other State Sources
- Federal Sources
- Other Revenues

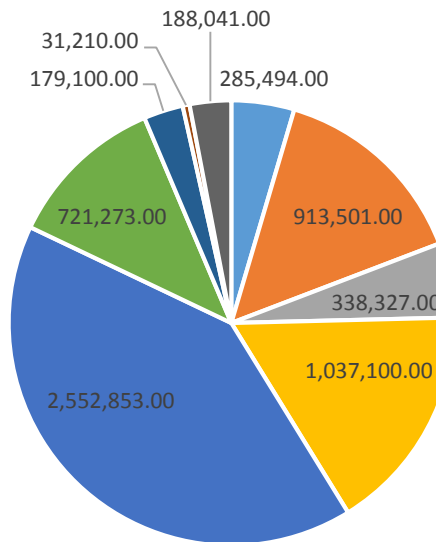
# Fund 10 Instructional Expenses

<b>Instruction</b>			
110 000 Undifferentiated Curriculum	2,283,781.50	2,460,877.00	2,467,374.00
120 000 Regular Curriculum	3,368,577.47	3,542,612.36	3,478,601.00
130 000 Vocational Curriculum	538,029.83	525,785.07	606,886.00
140 000 Physical Curriculum	253,824.23	288,704.50	377,933.00
160 000 Co-Curricular Activities	257,778.20	305,024.96	297,418.00
170 000 Other Special Needs	18,537.74	20,357.51	48,059.00
<b>Subtotal Instruction</b>	<b>6,720,528.97</b>	<b>7,143,361.40</b>	<b>7,276,271.00</b>



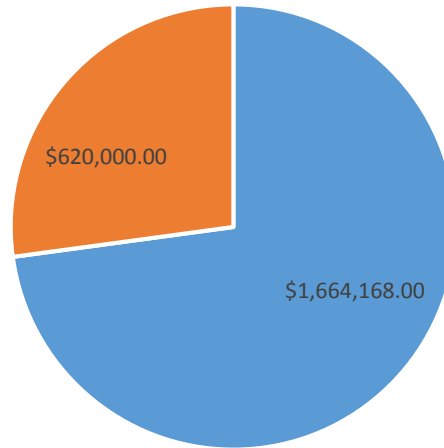
# Fund 10 Support Service Expenses

<b>Support Sources</b>			
210 000 Pupil Services	291,729.06	320,165.51	285,494.00
220 000 Instructional Staff Services	912,537.80	1,007,450.96	913,501.00
230 000 General Administration	424,857.04	420,450.91	338,327.00
240 000 School Building Administration	1,075,590.15	1,078,016.15	1,037,100.00
250 000 Business Administration	2,552,249.64	3,297,049.52	2,552,853.00
260 000 Central Services	564,953.45	642,184.46	721,273.00
270 000 Insurance & Judgments	159,881.07	169,122.94	179,100.00
280 000 Debt Services	56,665.16	56,665.16	31,210.00
290 000 Other Support Services	288,771.71	137,045.29	188,041.00
<b>Subtotal Support Sources</b>	<b>6,327,235.08</b>	<b>7,128,150.90</b>	<b>6,246,899.00</b>



# Fund 10 Non-Program Expenses

<b><i>Non-Program Transactions</i></b>			
410 000 Inter-fund Transfers	1,777,613.49	1,774,417.88	1,664,168.00
430 000 Instructional Service Payments	498,358.61	606,986.42	620,000.00
490 000 Other Non-Program Transactions	581.62	73.60	0.00
<b>Subtotal Non-Program Transactions</b>	<b>2,276,553.72</b>	<b>2,381,477.90</b>	<b>2,284,168.00</b>
<b>TOTAL EXPENDITURES &amp; OTHER FINANCING USES</b>	<b>15,324,317.77</b>	<b>16,652,990.20</b>	<b>15,807,338.00</b>



# Fund 21 Special Project Fund (Gifts)

<b>SPECIAL PROJECT FUNDS (FUNDS 21, 23, 29)</b>			
900 000 Beginning Fund Balance	37,048.13	40,671.26	69,583.99
<b>900 000 Ending Fund Balance</b>	<b>40,671.26</b>	<b>69,583.99</b>	<b>69,583.99</b>
<b>REVENUES &amp; OTHER FINANCING SOURCES</b>	<b>32,646.87</b>	<b>46,244.22</b>	<b>0.00</b>
100 000 Instruction	26,921.49	16,127.85	0.00
200 000 Support Services	2,102.25	1,203.64	0.00
400 000 Non-Program Transactions	0.00	0.00	0.00
<b>TOTAL EXPENDTURES &amp; OTHER FINANCING USES</b>	<b>29,023.74</b>	<b>17,331.49</b>	<b>0.00</b>

# Fund 27 Special Education Fund

<b>SPECIAL EDUCATION FUND (FUND 27)</b>	<b>Audited 2015-16</b>	<b>Unaudited 2016-17</b>	<b>Budget 2017-18</b>
900 000 Beginning Fund Balance	0.00	0.00	0.00
<b>900 000 Ending Fund Balance</b>	<b>0.00</b>	<b>0.00</b>	<b>0.00</b>
<b>REVENUES &amp; OTHER FINANCING SOURCES</b>			
100 Transfers-in	1,730,004.66	1,725,563.91	1,664,168.00
<i>Other School Districts Within Wisconsin</i>			
310 Transit of Aids	0.00	693.11	0.00
<b>Subtotal Other School Districts within Wisconsin</b>	<b>0.00</b>	<b>693.11</b>	<b>0.00</b>
<i>Intermediate Sources</i>			
510 Transit of Aids	1,767.75	2,812.23	0.00
<b>Subtotal Intermediate Sources</b>	<b>1,767.75</b>	<b>2,812.23</b>	<b>0.00</b>
<i>State Sources</i>			
610 State Aid -- Categorical	462,757.00	561,117.00	550,000.00
690 Other Revenue	0.00	518.13	0.00
<b>Subtotal State Sources</b>	<b>462,757.00</b>	<b>561,635.13</b>	<b>550,000.00</b>
<i>Federal Sources</i>			
710 Federal Aid - Categorical	0.00	0.00	0.00
730 DPI Special Project Grants	314,367.31	365,597.41	322,649.00
780 Other Federal Revenue Through State	34,156.77	100,490.66	60,000.00
<b>Subtotal Federal Sources</b>	<b>348,524.08</b>	<b>466,088.07</b>	<b>382,649.00</b>
<b>TOTAL REVENUES &amp; OTHER FINANCING SOURCES</b>	<b>2,543,053.49</b>	<b>2,756,792.45</b>	<b>2,596,817.00</b>

# Fund 27 Special Education Fund

<b>EXPENDITURES &amp; OTHER FINANCING USES</b>			
<b><i>Instruction</i></b>			
110 000 Undifferentiated Curriculum	0.00	0.00	0.00
120 000 Regular Curriculum	0.00	0.00	0.00
130 000 Vocational Curriculum	0.00	0.00	0.00
140 000 Physical Curriculum	0.00	0.00	0.00
150 000 Special Education Curriculum	1,922,850.39	2,052,743.51	2,001,890.00
160 000 Co-Curricular Activities	0.00	0.00	0.00
170 000 Other Special Needs	0.00	0.00	0.00
<b>Subtotal Instruction</b>	<b>1,922,850.39</b>	<b>2,052,743.51</b>	<b>2,001,890.00</b>
<b><i>Support Sources</i></b>			
210 000 Pupil Services	306,912.02	359,261.17	360,724.00
220 000 Instructional Staff Services	154,752.87	172,045.78	156,141.00
230 000 General Administration	0.00	0.00	0.00
240 000 School Building Administration	0.00	0.00	0.00
250 000 Business Administration	75,887.35	79,316.57	55,062.00
260 000 Central Services	0.00	0.00	0.00
270 000 Insurance & Judgments	131.66	0.00	0.00
280 000 Debt Services	0.00	0.00	0.00
290 000 Other Support Services	0.00	0.00	0.00
<b>Subtotal Support Sources</b>	<b>537,683.90</b>	<b>610,623.52</b>	<b>571,927.00</b>
<b><i>Non-Program Transactions</i></b>			
410 000 Inter-fund Transfers	0.00	0.00	0.00
430 000 Instructional Service Payments	82,519.20	83,217.24	23,000.00
490 000 Other Non-Program Transactions	0.00	10,208.18	0.00
<b>Subtotal Non-Program Transactions</b>	<b>82,519.20</b>	<b>93,425.42</b>	<b>23,000.00</b>
<b>TOTAL EXPENDTURES &amp; OTHER FINANCING USES</b>	<b>2,543,053.49</b>	<b>2,756,792.45</b>	<b>2,596,817.00</b>

# Fund 38 & 39 Debt Service Fund

<b>DEBT SERVICE FUND (FUNDS 38, 39)</b>			
900 000 Beginning Fund Balance	893,252.86	882,031.82	852,805.46
<b>900 000 ENDING FUND BALANCES</b>	<b>882,031.82</b>	<b>852,805.46</b>	<b>823,910.46</b>
<b>TOTAL REVENUES &amp; OTHER FINANCING SOURCES</b>	<b>2,421,595.05</b>	<b>2,430,012.64</b>	<b>2,454,791.00</b>
281 000 Long-Term Capital Debt	1,982,965.49	2,459,239.00	2,483,686.00
282 000 Refinancing	147,952.60	0.00	0.00
283 000 Operational Debt	0.00	0.00	0.00
285 000 Post Employment Benefit Debt	0.00	0.00	0.00
289 000 Other Long-Term General Obligation Debt	301,898.00	0.00	0.00
400 000 Non-Program Transactions	0.00	0.00	0.00
<b>TOTAL EXPENDITURES &amp; OTHER FINANCING USES</b>	<b>2,432,816.09</b>	<b>2,459,239.00</b>	<b>2,483,686.00</b>
<b>842 000 INDEBTEDNESS, END OF YEAR</b>	<b>31,430,830.98</b>	<b>29,715,000.00</b>	<b>27,990,000.00</b>

**Debt Service  
Includes**

- 2008 Middle School Referendum
- 2012 Elementary School Referendum
- WRS Unfunded Liability\*
- High School Improvements\*

\*Fund 38 Debt Principal and Interest paid within the Revenue Limit Cap



# Fund 41 & 49 Capital Project Expenses

<b>CAPITAL PROJECTS FUND (FUNDS 41, 46, 48, 49)</b>			
900 000 Beginning Fund Balance	1,241,641.87	22,882.39	36,926.71
<b>900 000 Ending Fund Balance</b>	<b>22,882.39</b>	<b>36,926.71</b>	<b>36,926.71</b>
<b>TOTAL REVENUES &amp; OTHER FINANCING SOURCES</b>	<b>157,256.82</b>	<b>150,000.00</b>	<b>150,000.00</b>
100 000 Instructional Services	0.00	0.00	0.00
200 000 Support Services	999,582.78	135,955.68	150,000.00
300 000 Community Services	0.00	0.00	0.00
400 000 Non-Program Transactions	376,433.52	0.00	0.00
<b>TOTAL EXPENDITURES &amp; OTHER FINANCING USES</b>	<b>1,376,016.30</b>	<b>135,955.68</b>	<b>150,000.00</b>

## 2016-17 Maintenance Projects


- High School Cameras and Doors Repair/Upgrade
- Parking Lot Maintenance
- Oven Replacement for Food Service
- Beacon Lighting for Mulberry Street
- Campus Field Lighting Repair
- Paint Lower High School Gym

## 2017-18 Maintenance Projects

- HVAC Maintenance & Repair
- Parking Lot Maintenance
- High School Upper Gym Painting
- New Siding and Windows for Administration Building
- High School Roof Repairs

# Fund 50 Food Service Expenses

<b>FOOD SERVICE FUND (FUND 50)</b>			
900 000 Beginning Fund Balance	1,039.47	(0.00)	(0.00)
<b>900 000 ENDING FUND BALANCE</b>	<b>(0.00)</b>	<b>(0.00)</b>	<b>(0.00)</b>
<b>TOTAL REVENUES &amp; OTHER FINANCING SOURCES</b>	<b>607,198.09</b>	<b>618,745.51</b>	<b>570,000.00</b>
200 000 Support Services	608,237.56	618,745.51	570,000.00
400 000 Non-Program Transactions	0.00	0.00	0.00
<b>TOTAL EXPENDITURES &amp; OTHER FINANCING USES</b>	<b>608,237.56</b>	<b>618,745.51</b>	<b>570,000.00</b>



# Community Service Expenses

<b>COMMUNITY SERVICE FUND (FUND 80)</b>			
900 000 Beginning Fund Balance	170,189.65	122,923.27	87,441.89
<b>900 000 ENDING FUND BALANCE</b>	<b>122,923.27</b>	<b>87,441.89</b>	<b>87,441.89</b>
<b>TOTAL REVENUES &amp; OTHER FINANCING SOURCES</b>	<b>191,925.71</b>	<b>258,580.26</b>	<b>187,500.00</b>
200 000 Support Services	3,714.69	14,158.16	2,050.00
300 000 Community Services	235,477.40	279,903.48	185,450.00
400 000 Non-Program Transactions	0.00	0.00	0.00
<b>TOTAL EXPENDITURES &amp; OTHER FINANCING USES</b>	<b>239,192.09</b>	<b>294,061.64</b>	<b>187,500.00</b>



# Fund 73 Employee Benefit Trust Fund

Beginning Balance July 1, 2016		\$	173,076.79
Transfer from General Fund	\$	676,073.04	
Retiree Insurance Contribution	\$	80,062.16	
Interest Earnings	\$	2,118.94	
		\$	758,254.14
Less Benefit Payments		\$	(681,135.20)
Ending Balance June 30, 2017		\$	<b>250,195.73</b>

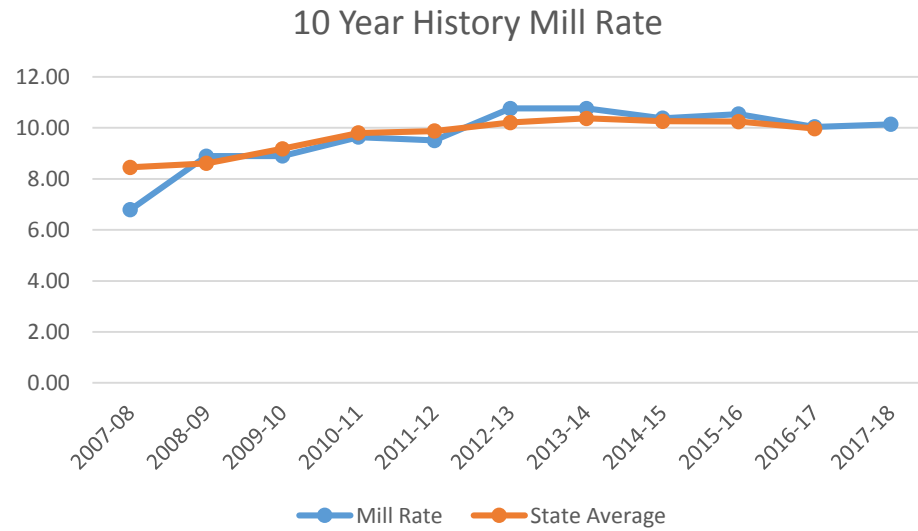
# Property Tax and Mill Rate

<b>FUND</b>	<b>Audited 2015-16</b>	<b>Unaudited 2016-17</b>	<b>Budget 2017-18</b>
General Fund	6,972,740.00	6,290,889.00	6,425,409.00
Referendum Debt Service Fund	1,717,062.00	2,105,250.00	2,129,000.00
Non-Referendum Debt Service Fund	327,260.00	324,760.00	325,791.00
Capital Expansion Fund	150,000.00	150,000.00	150,000.00
Community Service Fund	79,000.00	160,000.00	90,000.00
<b>TOTAL SCHOOL LEVY</b>	<b>9,246,062.00</b>	<b>9,030,899.00</b>	<b>9,120,200.00</b>
<b>PERCENTAGE INCREASE -- TOTAL LEVY FROM PRIOR YEAR</b>		<b>-2.33%</b>	<b>0.99%</b>

# Property Tax Levies



# Mill Rate



# Conclusion

Do you have any  
Questions



Thank you for  
attending 2017-18  
Budget Hearing