



*Lake Mills Area*

SCHOOL DISTRICT

# 2019-20 Budget Hearing

## July 22, 2019

Wendy Brockert

Director of Business Services

Preparing all of today's students for  
tomorrow's opportunities

# Agenda

- LMASD Accounting Funds and Functions
- Factors Impacting the 2019-20 Budget
- Revenue Limit Worksheet
- LMASD Revenue and Expense Budget, including Post Employment Benefit Trust
- Property Tax

# Lake Mills Area School District 2019-2020 Fund Summary



**Fund  
10**



**Fund  
30**



**Fund  
50**



**Fund  
20**



**Fund  
40**



**Fund  
80**



**Fund  
70**



# Budget Impactors

- Stable Enrollment Projection
- \$175 increase per member for Revenue Cap
- Per Pupil Aid Allocation increase from \$654 to \$679 per Member
- 1.0 Additional Administrative Position-AP/AD,  
.5 Additional Recreation Program Staff

# Future Budget Adjustments in October 2019

- Per pupil aid increase from \$679 to \$742
- Additional General Aid which will reduce the tax levy, approximately \$350,000
- Update Revenue Limit to reflect actual Sept 2019 enrollment, General Aid certified Oct 15, Equalized Value, Private School Voucher Aid Deduction, Computer State Aid, Personal Property State Aid
- Grant and Staffing changes

2019-2020 Revenue Limit Worksheet			
1.	2018-19 Base Revenue (Funds 10, 38, 41)	(from left)	14,942,519
2.	Base Sept Membership Avg (2016+.4ss, 2017+.4ss, 2018+.4ss)/3	(from left)	1,533
3.	2018-19 Base Revenue Per Member (Ln 1 / Ln2)	(with cents)	9,747.24
4.	2019-20 Per Member Change (A+B+C)		175.00
	A. Allowed Per-Member Change	175.00	
	B. Low Rev Incr (Enter DPI Adjustment)	0.00	
	C. Low Rev Dist in CCDEB (Enter DPI Adjustment)	0.00	
5.	2019-20 Maximum Revenue / Member (Ln 3 + Ln 4)		9,922.24
6.	Current Membership Avg (2017+.4ss, 2018+.4ss, 2019+.4ss)/3	(from left)	1,537
7.	2019-20 Rev Limit, No Exemptions (Ln7A + Ln 7B)	(rounded)	15,250,483
	A. Max Rev/Memb x Cur Memb Avg (Ln 5 x Ln 6)	15,250,483	
	B. Hold Harmless Non-Recurring Exemption	0	
8.	Total 2019-20 Recurring Exemptions (A+B+C+D+E)	(rounded)	0
	A. Prior Year Carryover	0	
	B. Transfer of Service	0	
	C. Transfer of Territory/Other Reorg (if negative, include sign)	0	
	D. Federal Impact Aid Loss (2017-18 to 2018-19)	0	
	E. Recurring Referenda to Exceed (If 2019-20 is first year)	0	
9.	2019-20 Limit with Recurring Exemptions (Ln 7 + Ln 8)		15,250,483
10.	Total 2019-20 Non-Recurring Exemptions (A+B+C+D+E+F+G+H+I)		91,754
	A. Non-Recurring Referenda to Exceed 2019-20 Limit	0	
	B. Declining Enrollment Exemption for 2019-20 (from left)	0	
	C. Energy Efficiency Net Exemption for 2019-20 (see pg 4 for details)	0	
	D. Adjustment for Refunded or Rescinded Taxes, 2019-20	0	
	E. Prior Year Open Enrollment (uncounted pupil[s])	0	
	F. Reduction for Ineligible Fund 80 Expenditures (enter as negative)	0	
	G. Environmental Remediation Exemption	0	
	H. WPCP and RPCP Private School Voucher Aid Deduction	91,754	
	I. SNSP Private School Voucher Aid Deduction	0	
11.	2019-20 Revenue Limit With All Exemptions (Ln 9 + Ln 10)		15,342,237

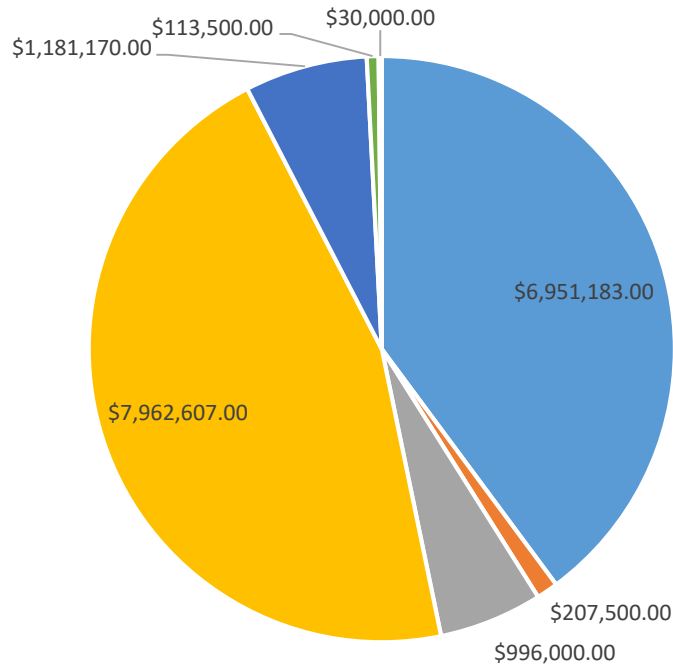
11.	2019-20 Revenue Limit With All Exemptions (Ln 9 + Ln 10)		15,342,237
12.	Total Aid to be Used in Computation (12A + 12B + 12C + 12D)		8,023,854
A.	2019-20 October 15 Aid Certification → <b>Cell is locked.</b>	7,962,607	
B.	State Aid to High Poverty Districts (not all districts)	0	
C.	State Aid for Exempt Computers (Source 691)	8,229	
D.	State Aid for Exempt Personal Property (Source 691)	53,018	
<b>REMEMBER TO USE THE OCTOBER 15 AID CERTIFICATION WHEN SETTING THE DISTRICT LEVY.</b>			
13.	<b>Allowable Limited Revenue:</b> (Line 11 - Line 12) (10, 38, 41 Levies)		<b>7,318,383</b>
14.	<b>Total Limited Revenue To Be Used (A+B+C)</b>	<b>Not &gt;line 13</b>	<b>7,318,383</b>
<b>Entries Required Below:</b> Enter amnts needed by purpose and fund:			
A.	Gen Operations: Fnd 10 Src 211	6,951,183	(Proposed Fund 10)
B.	Non-Referendum Debt (inside limit) Fund 38 Src 211	217,200	(to Budget Rpt)
C.	Capital Exp, Annual Meeting Approved: Fund 41 Src 211	150,000	(to Budget Rpt)
15.	<b>Total Revenue from Other Levies (A+B+C+D)</b>		<b>2,890,859</b>
A.	Referendum Apprvd Debt (Fund 39 Debt-Src 211)	2,690,859	
B.	Community Services (Fund 80 Src 211)	200,000	(to Budget Rpt)
C.	Prior Year Levy Chargeback for Uncollectible Taxes (Src 212)	0	(to Budget Rpt)
D.	Other Levy Revenue - Milwaukee & Kenosha Only	0	(to Budget Rpt)
16.	<b>Total Fall, 2019 ESTIMATED All Fund Tax Levy (14A + 14B + 14C + 15)</b>		<b>10,209,242</b>
	<i>Line 16 is the total levy to be apportioned in the PI-401.</i>	Levy Rate =	0.00986146

<b>BUDGET ADOPTION 2019-20*</b>			
<b>GENERAL FUND (FUND 10)</b>	<b>Audited 2017-18</b>	<b>Unaudited 2018-19</b>	<b>Budget 2019-20</b>
Beginning Fund Balance (Account 930 000)	4,070,982.61	4,134,118.36	4,561,692.93
Ending Fund Balance, Nonspendable (Acct. 935 000)	0.00	0.00	0.00
Ending Fund Balance, Restricted (Acct. 936 000)	0.00	0.00	0.00
Ending Fund Balance, Committed (Acct. 937 000)	0.00	0.00	0.00
Ending Fund Balance, Assigned (Acct. 938 000)	0.00	0.00	0.00
Ending Fund Balance, Unassigned (Acct. 939 000)	4,134,118.36	0.00	0.00
<b>TOTAL ENDING FUND BALANCE (ACCT. 930 000)</b>	<b>4,134,118.36</b>	<b>4,561,692.93</b>	<b>4,161,692.93</b>
<b>REVENUES &amp; OTHER FINANCING SOURCES</b>			
100 Transfers-in	0.00	0.00	0.00
<b>Local Sources</b>			
210 Taxes	6,464,623.61	6,692,467.68	7,009,183.00
240 Payments for Services	21,716.30	26,257.50	15,000.00
260 Non-Capital Sales	9,429.00	8,900.00	500.00
270 School Activity Income	42,074.15	34,647.75	38,000.00
280 Interest on Investments	8,653.88	9,504.48	8,000.00
290 Other Revenue, Local Sources	193,808.67	182,965.94	88,000.00
<b>Subtotal Local Sources</b>	<b>6,740,305.61</b>	<b>6,954,743.35</b>	<b>7,158,683.00</b>
<b>Other School Districts Within Wisconsin</b>			
310 Transit of Aids	15,012.14	20,177.90	0.00
340 Payments for Services	883,783.00	908,190.26	996,000.00
380 Medical Service Reimbursements	0.00	0.00	0.00
390 Other Inter-district, Within Wisconsin	0.00	0.00	0.00
<b>Subtotal Other School Districts within Wisconsin</b>	<b>898,795.14</b>	<b>928,368.16</b>	<b>996,000.00</b>
<b>Other School Districts Outside Wisconsin</b>			
440 Payments for Services	0.00	0.00	0.00
490 Other Inter-district, Outside Wisconsin	0.00	0.00	0.00
<b>Subtotal Other School Districts Outside Wisconsin</b>	<b>0.00</b>	<b>0.00</b>	<b>0.00</b>
<b>Intermediate Sources</b>			
510 Transit of Aids	4,427.00	4,081.61	0.00
530 Payments for Services from CCDEB	0.00	0.00	0.00
540 Payments for Services from CESA	6,750.71	0.00	0.00
580 Medical Services Reimbursement	0.00	0.00	0.00
590 Other Intermediate Sources	0.00	0.00	0.00
<b>Subtotal Intermediate Sources</b>	<b>11,177.71</b>	<b>4,081.61</b>	<b>0.00</b>



<b>State Sources</b>			
610 State Aid -- Categorical	74,055.16	75,074.07	68,500.00
620 State Aid -- General	8,037,009.00	7,962,607.00	7,962,607.00
630 DPI Special Project Grants	32,711.63	62,605.30	0.00
640 Payments for Services	0.00	0.00	0.00
650 Student Achievement Guarantee in Education (SAGE Grant)	0.00	0.00	0.00
660 Other State Revenue Through Local Units	7,750.00	7,672.39	7,800.00
690 Other Revenue	693,834.39	1,167,784.29	1,104,870.00
<b>Subtotal State Sources</b>	<b>8,845,360.18</b>	<b>9,275,743.05</b>	<b>9,143,777.00</b>
<b>Federal Sources</b>			
710 <b>Federal Aid - Categorical</b>	0.00	0.00	0.00
720 Impact Aid	0.00	0.00	0.00
730 DPI Special Project Grants	34,661.02	32,852.78	18,500.00
750 IASA Grants	127,209.01	98,294.87	95,000.00
760 JTPA	0.00	0.00	0.00
770 Other Federal Revenue Through Local Units	0.00	0.00	0.00
780 Other Federal Revenue Through State	14,721.37	36,782.08	0.00
790 Other Federal Revenue - Direct	0.00	0.00	0.00
<b>Subtotal Federal Sources</b>	<b>176,591.40</b>	<b>167,929.73</b>	<b>113,500.00</b>
<b>Other Financing Sources</b>			
850 Reorganization Settlement	0.00	0.00	0.00
860 Compensation, Fixed Assets	500.00	1,400.00	0.00
870 Long-Term Obligations	0.00	50,067.75	0.00
<b>Subtotal Other Financing Sources</b>	<b>500.00</b>	<b>51,467.75</b>	<b>0.00</b>
<b>Other Revenues</b>			
960 Adjustments	1,230.77	0.00	0.00
970 Refund of Disbursement	77,620.57	227,593.49	30,000.00
980 Medical Service Reimbursement	0.00	0.00	0.00
990 Miscellaneous	1,291.82	505.00	0.00
<b>Subtotal Other Revenues</b>	<b>80,143.16</b>	<b>228,098.49</b>	<b>30,000.00</b>
<b>TOTAL REVENUES &amp; OTHER FINANCING SOURCES</b>	<b>16,752,873.20</b>	<b>17,610,432.14</b>	<b>17,441,960.00</b>

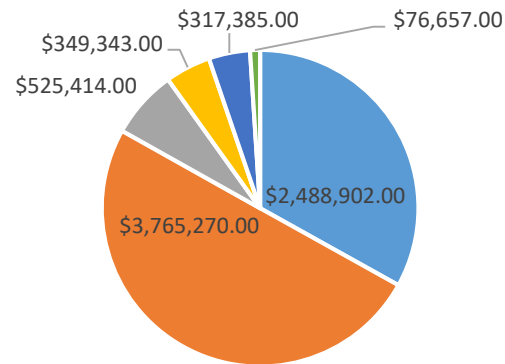
# General Fund Revenues



- Property Taxes
- General Aid
- Other Revenues
- Local Sources
- Other State Sources
- School Districts Within Wisconsin
- Federal Sources

# Fund 10 Instructional Expenses

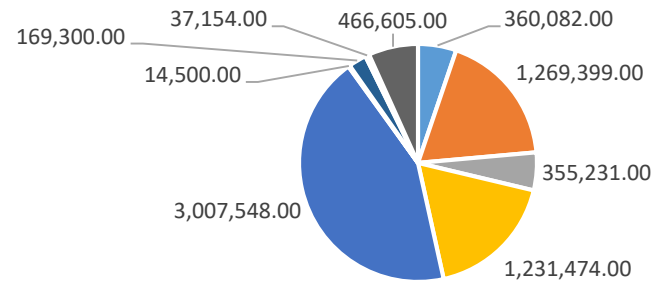
EXPENDITURES & OTHER FINANCING USES			
<b>Instruction</b>			
110 000 Undifferentiated Curriculum	2,443,963.91	2,346,899.38	2,488,902.00
120 000 Regular Curriculum	3,503,832.59	3,731,551.37	3,765,270.00
130 000 Vocational Curriculum	640,224.97	573,518.52	525,414.00
140 000 Physical Curriculum	372,223.07	362,923.22	349,343.00
160 000 Co-Curricular Activities	317,387.35	329,871.50	317,385.00
170 000 Other Special Needs	55,238.33	74,185.96	76,657.00
<b>Subtotal Instruction</b>	<b>7,332,870.22</b>	<b>7,418,949.95</b>	<b>7,522,971.00</b>



- 110 000 Undifferentiated Curriculum
- 120 000 Regular Curriculum
- 130 000 Vocational Curriculum
- 140 000 Physical Curriculum
- 160 000 Co-Curricular Activities
- 170 000 Other Special Needs

# Fund 10 Support Service Expenses

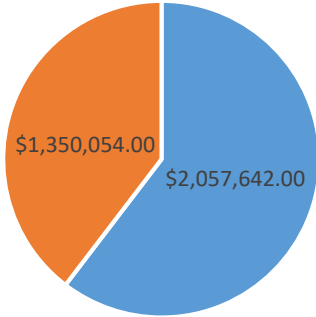
<b>Support Sources</b>			
210 000 Pupil Services	305,762.43	336,171.76	360,082.00
220 000 Instructional Staff Services	1,050,270.85	1,043,356.03	1,269,399.00
230 000 General Administration	381,919.34	352,473.48	355,231.00
240 000 School Building Administration	1,092,844.93	1,092,952.84	1,231,474.00
250 000 Business Administration	2,641,354.59	2,662,487.70	3,007,548.00
260 000 Central Services	709,745.01	15,201.53	14,500.00
270 000 Insurance & Judgments	158,589.00	159,321.00	169,300.00
280 000 Debt Services	27,625.21	32,154.28	37,154.00
290 000 Other Support Services	24,835.24	843,675.20	466,605.00
<b>Subtotal Support Sources</b>	<b>6,392,946.60</b>	<b>6,537,793.82</b>	<b>6,911,293.00</b>



- 210 000 Pupil Services
- 220 000 Instructional Staff Services
- 230 000 General Administration
- 240 000 School Building Administration
- 250 000 Business Administration
- 260 000 Central Services
- 270 000 Insurance & Judgments
- 280 000 Debt Services
- 290 000 Other Support Services

# Fund 10 Non-Program Expenses

<b>Non-Program Transactions</b>			
410 000 Inter-fund Transfers	1,807,478.84	1,873,317.23	2,057,642.00
430 000 Instructional Service Payments	1,156,441.79	1,352,537.07	1,350,054.00
490 000 Other Non-Program Transactions	0.00	259.50	0.00
<b>Subtotal Non-Program Transactions</b>	<b>2,963,920.63</b>	<b>3,226,113.80</b>	<b>3,407,696.00</b>
<b>TOTAL EXPENDITURES &amp; OTHER FINANCING USES</b>	<b>16,689,737.45</b>	<b>17,182,857.57</b>	<b>17,841,960.00</b>



- 410 000 Inter-fund Transfers
- 430 000 Instructional Service Payments
- 490 000 Other Non-Program Transactions

# Fund 21 Special Project Fund (Gifts)

SPECIAL PROJECT FUNDS (FUNDS 21, 23, 29)			
900 000 Beginning Fund Balance	9,583.99	2,560.58	27,866.86
900 000 Ending Fund Balance	2,560.58	27,866.86	27,866.86
<b>REVENUES &amp; OTHER FINANCING SOURCES</b>	<b>67,828.35</b>	<b>50,648.89</b>	<b>0.00</b>
100 000 Instruction	26,674.22	25,069.01	0.00
200 000 Support Services	48,177.54	273.60	0.00
400 000 Non-Program Transactions	0.00	0.00	0.00
<b>TOTAL EXPENDTURES &amp; OTHER FINANCING USES</b>	<b>74,851.76</b>	<b>25,342.61</b>	<b>0.00</b>

# Fund 27 Special Education Fund

<b>REVENUES &amp; OTHER FINANCING SOURCES</b>			
100 Transfers-in	1,807,478.84	1,873,317.23	2,057,642.00
<b>Local Sources</b>			
240 Payments for Services	0.00	0.00	0.00
260 Non-Capital Sales	0.00	0.00	0.00
270 School Activity Income	0.00	0.00	0.00
290 Other Revenue, Local Sources	0.00	0.00	0.00
<b>Subtotal Local Sources</b>	<b>0.00</b>	<b>0.00</b>	<b>0.00</b>
<b>Other School Districts Within Wisconsin</b>			
310 Transit of Aids	2,869.00	0.00	0.00
340 Payments for Services	0.00	0.00	0.00
380 Medical Service Reimbursements	0.00	0.00	0.00
390 Other Inter-district, Within Wisconsin	0.00	0.00	0.00
<b>Subtotal Other School Districts within Wisconsin</b>	<b>2,869.00</b>	<b>0.00</b>	<b>0.00</b>
<b>Other School Districts Outside Wisconsin</b>			
440 Payments for Services	0.00	0.00	0.00
490 Other Inter-district, Outside Wisconsin	0.00	0.00	0.00
<b>Subtotal Other School Districts Outside Wisconsin</b>	<b>0.00</b>	<b>0.00</b>	<b>0.00</b>
<b>Intermediate Sources</b>			
510 Transit of Aids	4,479.68	12,610.20	0.00
530 Payments for Services from CCDEB	0.00	0.00	0.00
540 Payments for Services from CESA	0.00	0.00	0.00
580 Medical Services Reimbursement	0.00	0.00	0.00
590 Other Intermediate Sources	0.00	0.00	0.00
<b>Subtotal Intermediate Sources</b>	<b>4,479.68</b>	<b>12,610.20</b>	<b>0.00</b>
<b>State Sources</b>			
610 State Aid -- Categorical	578,895.00	584,424.00	575,000.00
620 State Aid -- General	16,454.00	36,548.00	0.00
630 DPI Special Project Grants	0.00	0.00	0.00
640 Payments for Services	0.00	0.00	0.00
650 Achievement Gap Reduction (AGR grant)	0.00	0.00	0.00
690 Other Revenue	0.00	5,000.00	0.00
<b>Subtotal State Sources</b>	<b>595,349.00</b>	<b>625,972.00</b>	<b>575,000.00</b>
<b>Federal Sources</b>			
710 Federal Aid - Categorical	4,266.00	9,770.00	0.00
730 DPI Special Project Grants	321,081.62	406,389.01	416,083.00
750 IASA Grants	0.00	0.00	0.00
760 JTPA	0.00	0.00	0.00
770 Other Federal Revenue Through Local Units	0.00	0.00	0.00
780 Other Federal Revenue Through State	88,982.29	99,279.90	60,000.00
790 Other Federal Revenue - Direct	0.00	0.00	0.00
<b>Subtotal Federal Sources</b>	<b>414,329.91</b>	<b>515,438.91</b>	<b>476,083.00</b>
<b>Other Financing Sources</b>			
860 Compensation, Fixed Assets	0.00	0.00	0.00
870 Long-Term Obligations	0.00	0.00	0.00
<b>Subtotal Other Financing Sources</b>	<b>0.00</b>	<b>0.00</b>	<b>0.00</b>
<b>Other Revenues</b>			
960 Adjustments	1,656.67	0.00	0.00
970 Refund of Disbursement	0.00	0.00	0.00
990 Miscellaneous	0.00	0.00	0.00
<b>Subtotal Other Revenues</b>	<b>1,656.67</b>	<b>0.00</b>	<b>0.00</b>
<b>TOTAL REVENUES &amp; OTHER FINANCING SOURCES</b>	<b>2,826,163.10</b>	<b>3,027,338.34</b>	<b>3,108,725.00</b>

# Fund 27 Special Education Fund

<b>EXPENDITURES &amp; OTHER FINANCING USES</b>			
<b><i>Instruction</i></b>			
110 000 Undifferentiated Curriculum	0.00	0.00	0.00
120 000 Regular Curriculum	0.00	0.00	0.00
130 000 Vocational Curriculum	0.00	0.00	0.00
140 000 Physical Curriculum	0.00	0.00	0.00
150 000 Special Education Curriculum	2,094,848.56	2,261,856.16	2,337,238.00
160 000 Co-Curricular Activities	0.00	0.00	0.00
170 000 Other Special Needs	0.00	0.00	0.00
<b>Subtotal Instruction</b>	<b>2,094,848.56</b>	<b>2,261,856.16</b>	<b>2,337,238.00</b>
<b><i>Support Sources</i></b>			
210 000 Pupil Services	388,659.77	399,713.52	404,901.00
220 000 Instructional Staff Services	143,173.71	153,725.31	162,830.00
230 000 General Administration	0.00	2,856.32	0.00
240 000 School Building Administration	0.00	0.00	0.00
250 000 Business Administration	70,898.93	81,281.80	64,506.00
260 000 Central Services	2,308.83	1,351.04	3,000.00
270 000 Insurance & Judgments	0.00	0.00	0.00
280 000 Debt Services	0.00	0.00	0.00
290 000 Other Support Services	0.00	264.74	500.00
<b>Subtotal Support Sources</b>	<b>605,041.24</b>	<b>639,192.73</b>	<b>635,737.00</b>
<b><i>Non-Program Transactions</i></b>			
410 000 Inter-fund Transfers	0.00	0.00	0.00
430 000 Instructional Service Payments	126,273.30	126,289.45	135,750.00
490 000 Other Non-Program Transactions	0.00	0.00	0.00
<b>Subtotal Non-Program Transactions</b>	<b>126,273.30</b>	<b>126,289.45</b>	<b>135,750.00</b>
<b>TOTAL EXPENDTURES &amp; OTHER FINANCING USES</b>	<b>2,826,163.10</b>	<b>3,027,338.34</b>	<b>3,108,725.00</b>



# Fund 38 & 39 Debt Service Fund

<b>DEBT SERVICE FUND (FUNDS 38, 39)</b>			
900 000 Beginning Fund Balance	852,805.46	819,983.06	837,182.57
<b>900 000 ENDING FUND BALANCES</b>	<b>819,983.06</b>	<b>837,182.57</b>	<b>921,027.57</b>
<b>TOTAL REVENUES &amp; OTHER FINANCING SOURCES</b>	<b>2,454,820.92</b>	<b>2,391,033.67</b>	<b>2,908,059.00</b>
281 000 Long-Term Capital Debt	2,185,633.32	2,181,435.00	2,824,214.00
282 000 Refinancing	0.00	0.00	0.00
283 000 Operational Debt	0.00	0.00	0.00
285 000 Post Employment Benefit Debt	0.00	0.00	0.00
289 000 Other Long-Term General Obligation Debt	302,010.00	192,399.16	0.00
400 000 Non-Program Transactions	0.00	0.00	0.00
<b>TOTAL EXPENDITURES &amp; OTHER FINANCING USES</b>	<b>2,487,643.32</b>	<b>2,373,834.16</b>	<b>2,824,214.00</b>
<b>842 000 INDEBTEDNESS, END OF YEAR</b>	<b>28,036,021.10</b>	<b>35,756,021.10</b>	<b>33,876,021.10</b>

**Debt Service  
Includes**

- 2008 Middle School Referendum
- 2012 Elementary School Referendum
- 2018 High School Referendum
- High School Improvements\*

\*Fund 38 Debt Principal and Interest paid within the Revenue Limit Cap

# Fund 41 & 49 Capital Project Expenses

<b>CAPITAL PROJECTS FUND (FUNDS 41, 46, 48, 49)</b>			
900 000 Beginning Fund Balance	21,948.71	21,243.28	8,076,295.58
<b>900 000 Ending Fund Balance</b>	<b>21,243.28</b>	<b>8,076,295.58</b>	<b>(673,704.42)</b>
<b>TOTAL REVENUES &amp; OTHER FINANCING SOURCES</b>	<b>150,127.27</b>	<b>9,568,906.73</b>	<b>150,000.00</b>
100 000 Instructional Services	0.00	0.00	0.00
200 000 Support Services	150,832.70	1,513,854.43	8,900,000.00
300 000 Community Services	0.00	0.00	0.00
400 000 Non-Program Transactions	0.00	0.00	0.00
<b>TOTAL EXPENDITURES &amp; OTHER FINANCING USES</b>	<b>150,832.70</b>	<b>1,513,854.43</b>	<b>8,900,000.00</b>

## 2018-19 Maintenance Projects

- Repairs to Elem & MS  
Playground surfacing
- Parking lot Maintenance
- Cap, Caulking & Tuck Pointing at HS
- Door replacements at HS
- Concrete work at HS & Elem
- High School Roof Repairs
- Security Items supported by Safety Grant

## 2019-20 Maintenance Projects

- Replacement of Roof Top Unit for High School Auditorium
- Resurfacing/Repairs to High School Tennis Courts
- Security Items supported by Safety Grant – Update PA System at High School

# Fund 50 Food Service Expenses

<b>FOOD SERVICE FUND (FUND 50)</b>			
900 000 Beginning Fund Balance	0.00	77,728.33	144,835.54
<b>900 000 ENDING FUND BALANCE</b>	<b>77,728.33</b>	<b>144,835.54</b>	<b>144,835.54</b>
<b>TOTAL REVENUES &amp; OTHER FINANCING SOURCES</b>	<b>666,755.64</b>	<b>686,285.08</b>	<b>635,000.00</b>
200 000 Support Services	589,027.31	619,177.87	635,000.00
400 000 Non-Program Transactions	0.00	0.00	0.00
<b>TOTAL EXPENDITURES &amp; OTHER FINANCING USES</b>	<b>589,027.31</b>	<b>619,177.87</b>	<b>635,000.00</b>



# Community Service Expenses

<b>COMMUNITY SERVICE FUND (FUND 80)</b>			
900 000 Beginning Fund Balance	87,441.89	81,877.11	93,852.77
<b>900 000 ENDING FUND BALANCE</b>	<b>81,877.11</b>	<b>93,852.77</b>	<b>93,852.77</b>
<b>TOTAL REVENUES &amp; OTHER FINANCING SOURCES</b>	<b>263,543.21</b>	<b>340,545.62</b>	<b>370,000.00</b>
200 000 Support Services	12,642.53	18,968.88	8,500.00
300 000 Community Services	256,465.46	309,601.08	361,500.00
400 000 Non-Program Transactions	0.00	0.00	0.00
<b>TOTAL EXPENDITURES &amp; OTHER FINANCING USES</b>	<b>269,107.99</b>	<b>328,569.96</b>	<b>370,000.00</b>



# Fund 73 Employee Benefit Trust

## Fund

### BALANCE SHEET - FUND 73 POST EMPLOYMENT BENEFIT TRUST

Beginning Balance July 1, 2018		\$271,066.28
Transfer for OPEB Trust	\$424,966.88	
Retiree Insurance Contribution	\$32,149.85	
Interest Earnings	<u>\$1,121.24</u>	
		\$458,237.97
Less Benefit Payments OPEB Trust		<u>(\$407,116.25)</u>
Ending Balance June 30, 2019		<u><u>\$322,188.00</u></u>

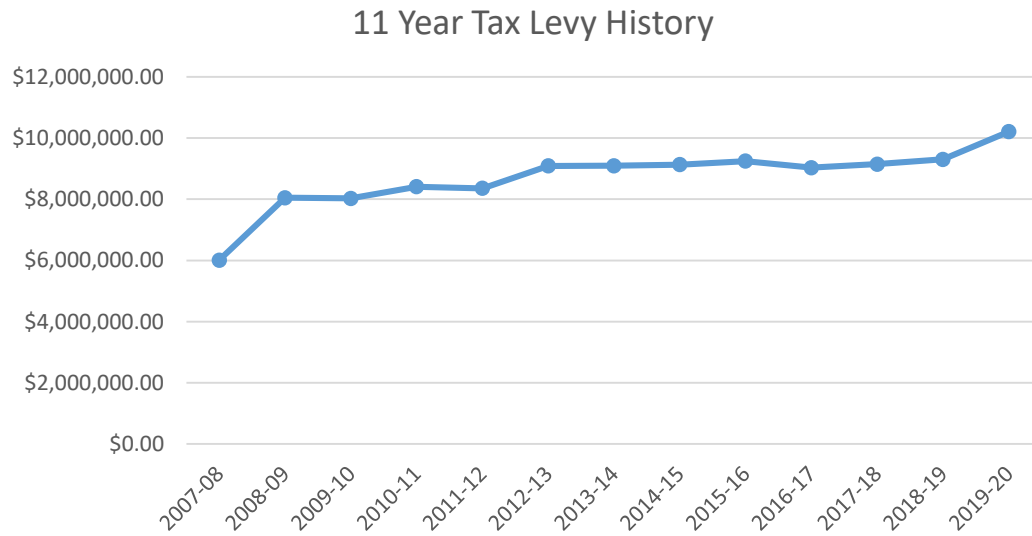
### BALANCE SHEET - FUND 73 POST EMPLOYMENT PENSION TRUST

Beginning Balance July 1, 2018		\$25,005.07
Transfer for Pension Trust	\$223,679.67	
Interest Earnings	<u>\$127.33</u>	
		\$223,807.00
Less Benefit Payments OPEB Trust		<u>(\$173,679.80)</u>
Ending Balance June 30, 2019		<u><u>\$75,132.27</u></u>

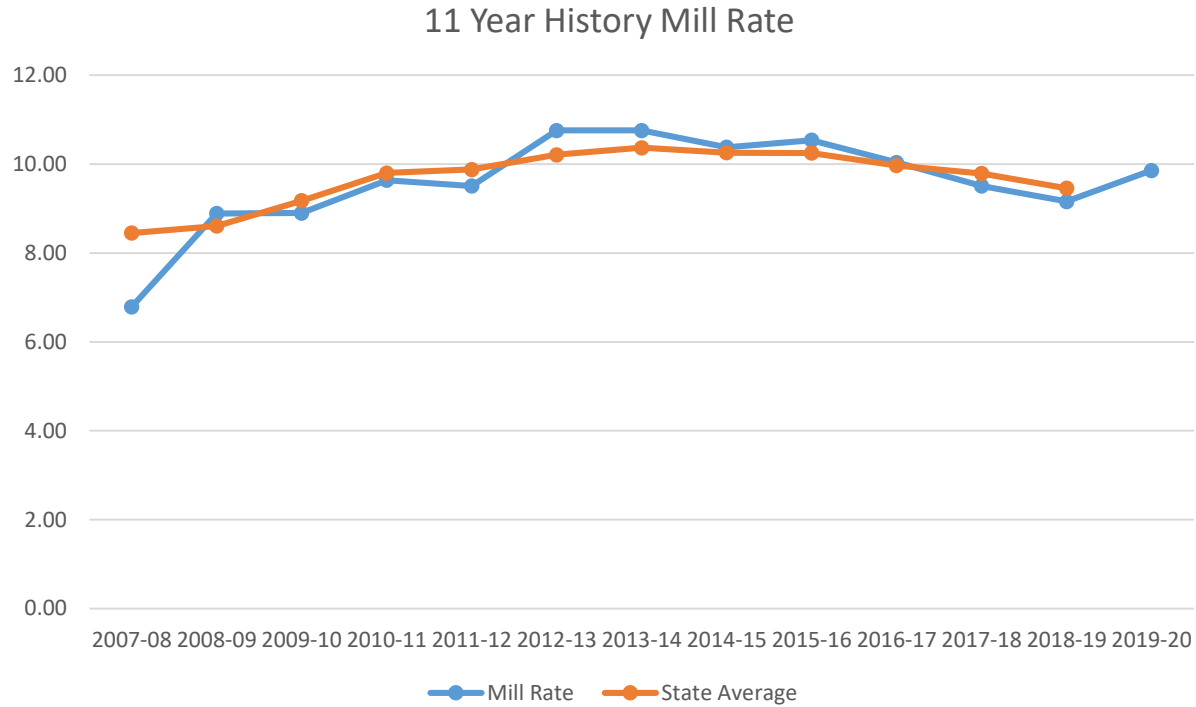
# Property Tax and Mill Rate

<b>PROPOSED PROPERTY TAX LEVY</b>			
<b>FUND</b>	<b>Audited 2017-18</b>	<b>Unaudited 2018-19</b>	<b>Budget 2019-20</b>
General Fund	6,404,870.00	6,649,206.00	6,951,183.00
Referendum Debt Service Fund	2,129,000.00	2,135,100.00	2,690,859.00
Non-Referendum Debt Service Fund	325,791.00	217,523.00	217,200.00
Capital Expansion Fund	150,000.00	150,000.00	150,000.00
Community Service Fund	140,000.00	150,000.00	200,000.00
<b>TOTAL SCHOOL LEVY</b>	<b>9,149,661.00</b>	<b>9,301,829.00</b>	<b>10,209,242.00</b>
<b>PERCENTAGE INCREASE -- TOTAL LEVY FROM PRIOR YEAR</b>		<b>1.66%</b>	<b>9.76%</b>

# Property Tax Levies



# Mill Rate





**Longitudinal Survey of Levies, Equalized Values, and Equalized Tax Rates\***

**Lake Mills Area**

	Fall 1984	Fall 1985	Fall 1986	Fall 1987	Fall 1988	Fall 1989	Fall 1990	Fall 1991
Total Levy	\$ 2,658,077	\$ 3,095,674	\$ 3,264,598	\$ 2,927,600	\$ 3,100,984	\$ 3,389,164	\$ 3,562,005	\$ 3,939,383
Total Equalized Value	\$ 198,833,426	\$ 204,361,292	\$ 188,428,915	\$ 183,242,478	\$ 189,282,346	\$ 192,310,361	\$ 201,581,495	\$ 218,629,625
Equalized Rate	\$ 13.37	\$ 15.15	\$ 17.33	\$ 15.98	\$ 16.38	\$ 17.62	\$ 17.67	\$ 18.02
K-12 Average	\$ 12.98	\$ 14.35	\$ 16.13	\$ 15.38	\$ 16.09	\$ 16.62	\$ 17.11	\$ 17.51

	Fall 1992	Fall 1993	Fall 1994	Fall 1995	Fall 1996	Fall 1997	Fall 1998	Fall 1999
Total Levy	\$ 4,428,151	\$ 4,803,151	\$ 4,606,381	\$ 4,820,128	\$ 3,951,129	\$ 4,123,577	\$ 4,577,734	\$ 4,401,844
Total Equalized Value	\$ 237,485,308	\$ 254,029,140	\$ 286,113,808	\$ 354,572,819	\$ 399,998,686	\$ 425,779,191	\$ 460,640,755	\$ 486,066,863
Equalized Rate	\$ 18.65	\$ 18.91	\$ 16.10	\$ 13.59	\$ 9.88	\$ 9.68	\$ 9.94	\$ 9.06
K-12 Average	\$ 18.37	\$ 17.91	\$ 16.60	\$ 15.26	\$ 11.90	\$ 11.30	\$ 11.20	\$ 10.68

	Fall 2000	Fall 2001	Fall 2002	Fall 2003	Fall 2004	Fall 2005	Fall 2006	Fall 2007
Total Levy	\$ 5,337,496	\$ 5,717,231	\$ 5,882,529	\$ 5,728,694	\$ 6,202,698	\$ 5,848,129	\$ 5,859,370	\$ 6,008,991
Total Equalized Value	\$ 515,999,827	\$ 549,079,507	\$ 573,778,275	\$ 604,014,303	\$ 646,954,115	\$ 719,646,380	\$ 816,640,243	\$ 885,341,009
Equalized Rate	\$ 10.34	\$ 10.41	\$ 10.25	\$ 9.48	\$ 9.59	\$ 8.13	\$ 7.17	\$ 6.79
K-12 Average	\$ 10.43	\$ 10.04	\$ 9.73	\$ 9.56	\$ 9.46	\$ 8.63	\$ 8.31	\$ 8.45

	Fall 2008	Fall 2009	Fall 2010	Fall 2011	Fall 2012	Fall 2013	Fall 2014	Fall 2015
Total Levy	\$ 8,046,560	\$ 8,026,098	\$ 8,409,964	\$ 8,358,575	\$ 9,090,689	\$ 9,094,559	\$ 9,132,835	\$ 9,246,062
Total Equalized Value	\$ 905,429,319	\$ 902,211,877	\$ 872,692,062	\$ 878,821,211	\$ 844,764,936	\$ 845,088,070	\$ 880,145,900	\$ 877,410,899
Equalized Rate	\$ 8.89	\$ 8.90	\$ 9.64	\$ 9.51	\$ 10.76	\$ 10.76	\$ 10.38	\$ 10.54
K-12 Average	\$ 8.61	\$ 9.18	\$ 9.80	\$ 9.88	\$ 10.21	\$ 10.37	\$ 10.26	\$ 10.25

	Fall 2016	Fall 2017	Fall 2018	Fall 2019	Fall 2020	Fall 2021	Fall 2022	Fall 2023
Total Levy	\$ 9,030,899	\$ 9,149,661	\$ 9,301,829					
Total Equalized Value	\$ 899,780,070	\$ 961,771,565	\$ 1,014,967,001					
Equalized Rate	\$ 10.04	\$ 9.51	\$ 9.16					
K-12 Average	\$ 9.97	\$ 9.79	\$ 9.46					

# Conclusion

Do you have any  
Questions



Thank you for  
attending 2019-20  
Budget Hearing



*Lake Mills Area*

SCHOOL DISTRICT

# 2019-20 Annual Meeting

## July 22, 2019

- Call to Order, Dr. Richard Mason
- Reading of Notice of Meeting & Budget Hearing, Dr. Dawn Delaney
- Election of Chairman Pro Tem, Dr. Richard Mason

- D. Adoption of Agenda
  - Proposed Motion: *I move to adopt the Agenda as presented.*
- E. Levy a tax to meet the proposed budget for the 2019-2020 School Year and including a resolution to that effect.  
Wisconsin Statue 120.10 (6)(7)(8)(9)(11)
  - Proposed Motion: *I move that there be and hereby is levied and assessed against all taxable properties, both real and personal within the confines of the Lake Mills Area School District, an irrepealable tax in the amount of \$10,059,242 to be applied to the Operational Budget and to adequately cover any and all long term obligations.*

- F. Resolution authorizing the School Board to establish a 2019-2020 School Year Sinking Fund for Capital Expenses. Wisconsin Statute 120.10 (10)

– Proposed Motion: *RESOLVED: That the Lake Mills Area School District School Board be hereby directed to vote a Tax in the amount of \$150,000 to add to the Capital Expansion Fund for the purpose of financing all current and future capital expenditures and for paying all current bonded indebtedness for capital expenditures. All money raised through taxation or otherwise collected pursuant to this sub-section shall be deposited by the school treasurer in a separate fund. Such money shall be used for capital expenditures, inclusive of, but not limited to repair, maintenance, remodeling of present buildings and/or site improvements, and related capital equipment and material needs. This tax will be added to the Tax Levy.*

- G. Authorize investment of General Fund monies on short-term basis
  - Proposed Motion: *BE it resolved that the School District Funds will be invested per School Board Policy if and when the opportunity exists.*
  
- H. Set salaries of Board of Education (present salaries are \$1,625.00 per member). Wisconsin Statute 120.10 (3)(4)
  - Proposed Motion: *BE it resolved by the electors of the Lake Mills Area School District that the following yearly salaries be adopted for the members of the Board of Education;*  

*President, Vice President, Clerk, Treasurer, Director*
  - *BE it further resolved that the Board Members be paid the actual and necessary expense of a Board Member when traveling outside the District in the performance of his or her duties.*

- I. Authorize Board of Education to provide School Lunches.

Wisconsin Statue 120.10 (16)

- Proposed Motion: *BE it resolved that the Lake Mills Area School District Board provide a lunch program in accordance with State and Federal Regulations and Requirements such that the District is allowed to collect all possible receipts of said program from the State and Federal Government. The difference between the aids received and the total costs of the program should be collected through student and employee receipts paid for by said students and employees who participate in the lunch program. A transfer from the General Fund to this Fund may be necessary and is allowed if total receipts do not match total expenditures.*

- J. Authorize sale or disposal of surplus personal property. Wisconsin Statue 120.12 (12)
  - Proposed Motion: *BE it resolved that the School Board be allowed to sell or otherwise dispose of personal property belonging to and not needed by the School District.*
  
- K. Authorize the lease of school property not needed for school purposes.
  - Proposed Motion: *BE it resolved that the School Board be allowed to lease school sites, buildings and equipment not needed for school purposes.*
  
- L. Provide for Athletic Accident Insurance. Wisconsin Statue 120.12(2)
  - Proposed Motion: *BE it resolved that the School Board be allowed to provide Athletic Accident Insurance covering pupils in the Lake Mills Area School District.*



- M. Set the hour of the Budgetary Hearing & the time of the Annual Meeting for 2020
  - *Date: Monday, July 27, 2020*
  - *Time: Budgetary @ 7:00 p.m., Annual @ 7:30 p.m.*
- N. Other Business
- O. Adjournment