

Slide 1 - Slide 1

Windows Internet Explorer window titled "Login - Powered by Skyward". The address bar shows the URL: <http://broker1:86/scripts10/wsisa.dll/WService=11080web/mobilelogin.w?dih=yes>. The page content includes the Skyward logo and "Skyward IL School District".

Form fields:

- Login ID:
- Password:

Buttons and links:

- Sign In
- Forgot your password?

Family Access Mobile Web

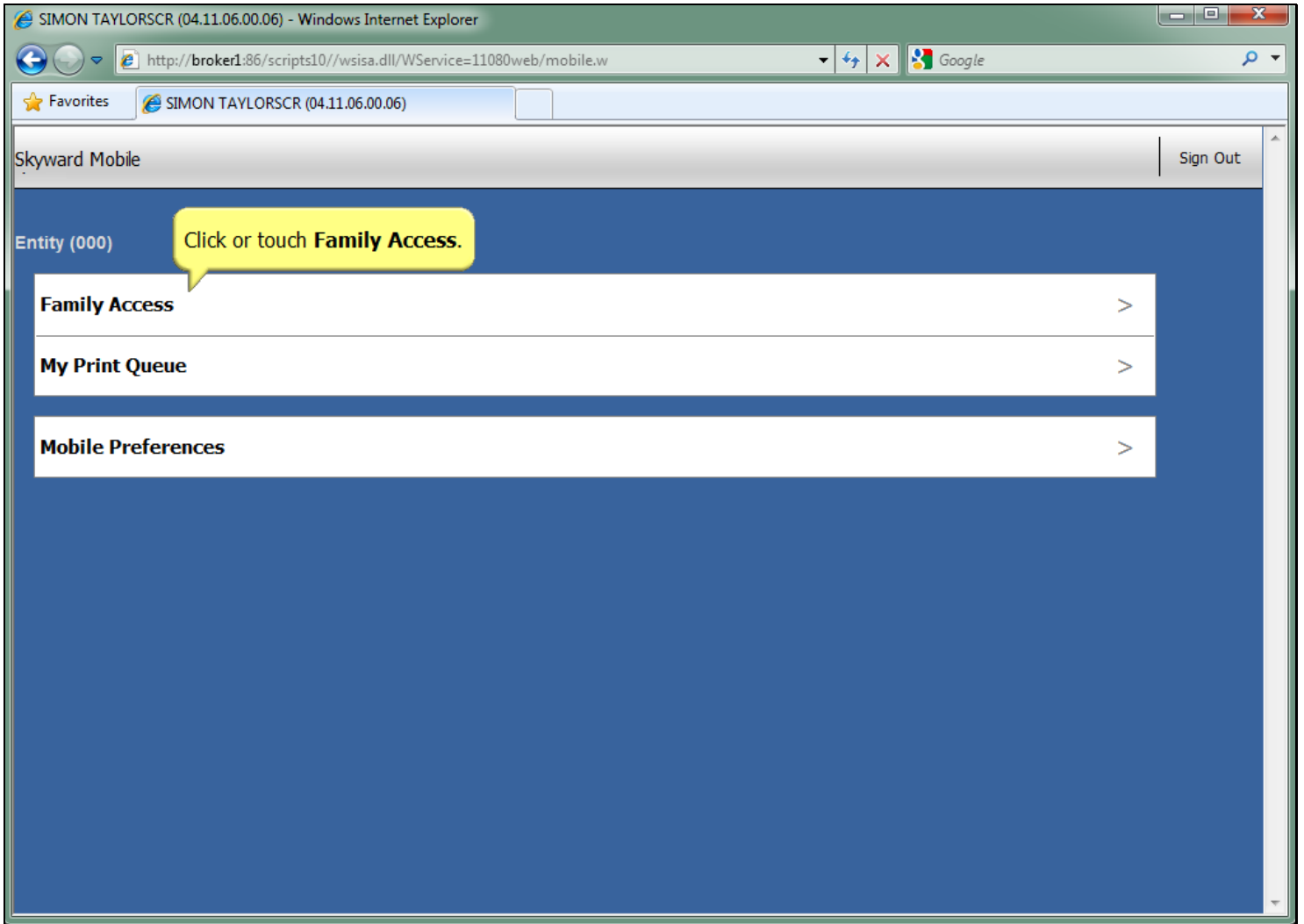
Click here to sign into the Mobile Web for Family Access.

Who, What, When, Why?

This option allows guardians to check Family Access from a smart phone or other mobile device with Internet access while away from a computer.

© 2011 Skyward, Inc. All rights reserved. Windows 7 / Internet Explorer 7

Slide 2 - Slide 2



Slide 3 - Slide 3

The screenshot shows a Windows Internet Explorer browser window. The address bar contains the URL: `http://broker1:86/scripts10/wsisa.dll/WService=11080web/familyaccess.w`. The browser title is "SIMON TAYLORSCR (04.11.06.00.06)". The page content includes a "Family Access" header, a "Students In Family" section with two entries: "TAYLORSCR, MALORIE" and "TAYLORSCR, MITCHELL", and an "Account Information" section. Two yellow callout boxes provide instructions: the first points to the student list, stating "1. All **students** the **guardian** has **access to** will display."; the second points to a right-pointing chevron (>) at the end of the "TAYLORSCR, MITCHELL" line, stating "2. Any line that has a > at the end of it means users can drill down to get **more information**. Click or Touch the >."

Slide 4 - Slide 4

The screenshot shows a Windows Internet Explorer browser window displaying the Family Access mobile web interface for a student named Malorie Taylor. The browser's address bar shows the URL: `http://broker1:86/scripts10/wsisa.dll/WService=11080web/studentinfo002.w`. The page title is "SIMON TAYLORSCR (04.11.06.00.06)".

The main content area is titled "TAYLORSCR, MALORIE (TAYLOMAL000)" and contains a list of tabs with right-pointing chevrons:

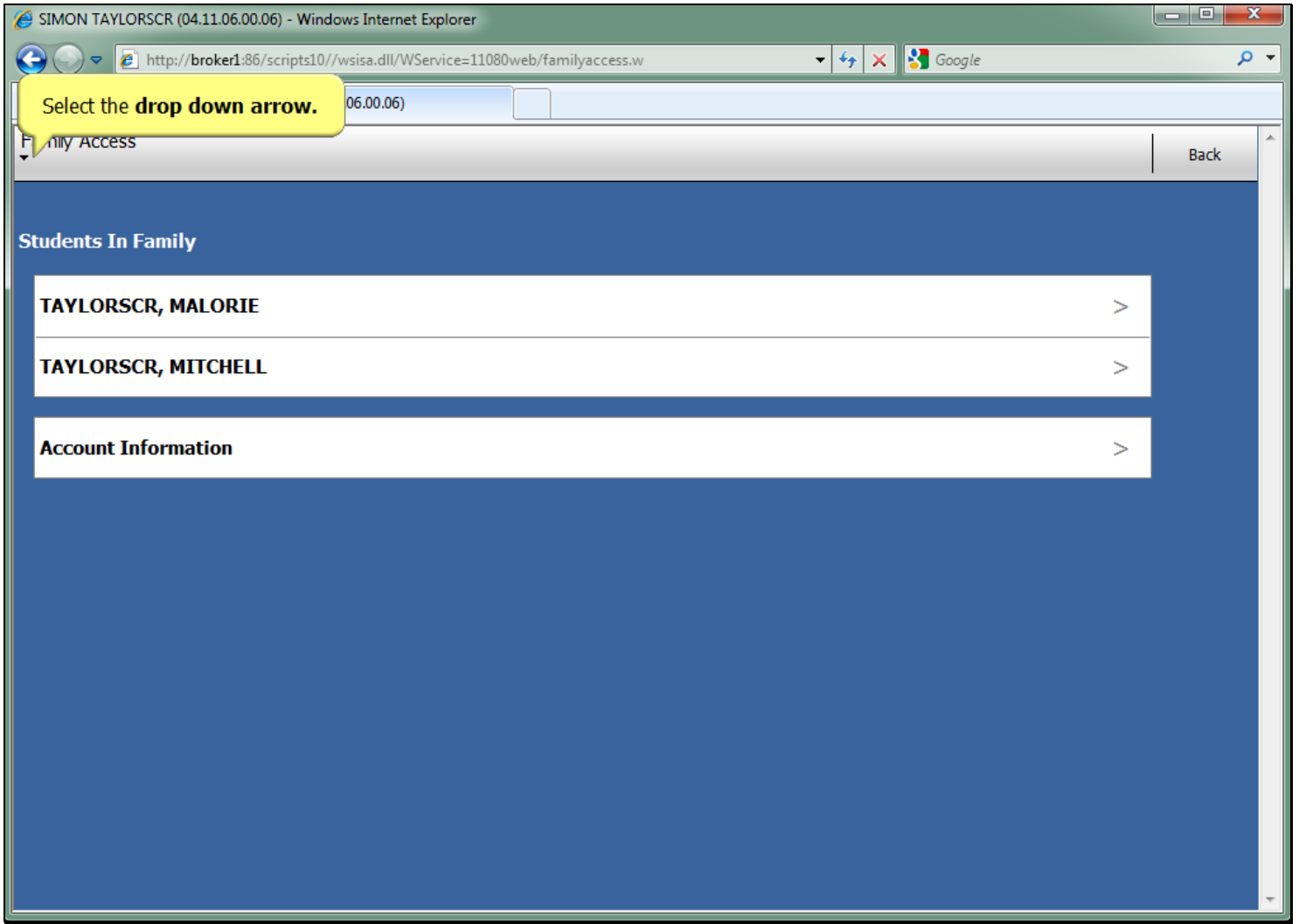
- Attendance
- Calendar
- Emergency Contacts
- Family
- Gradebook
- Missing Assignments
- Schedule
- Student Details

Two callout boxes provide additional information:

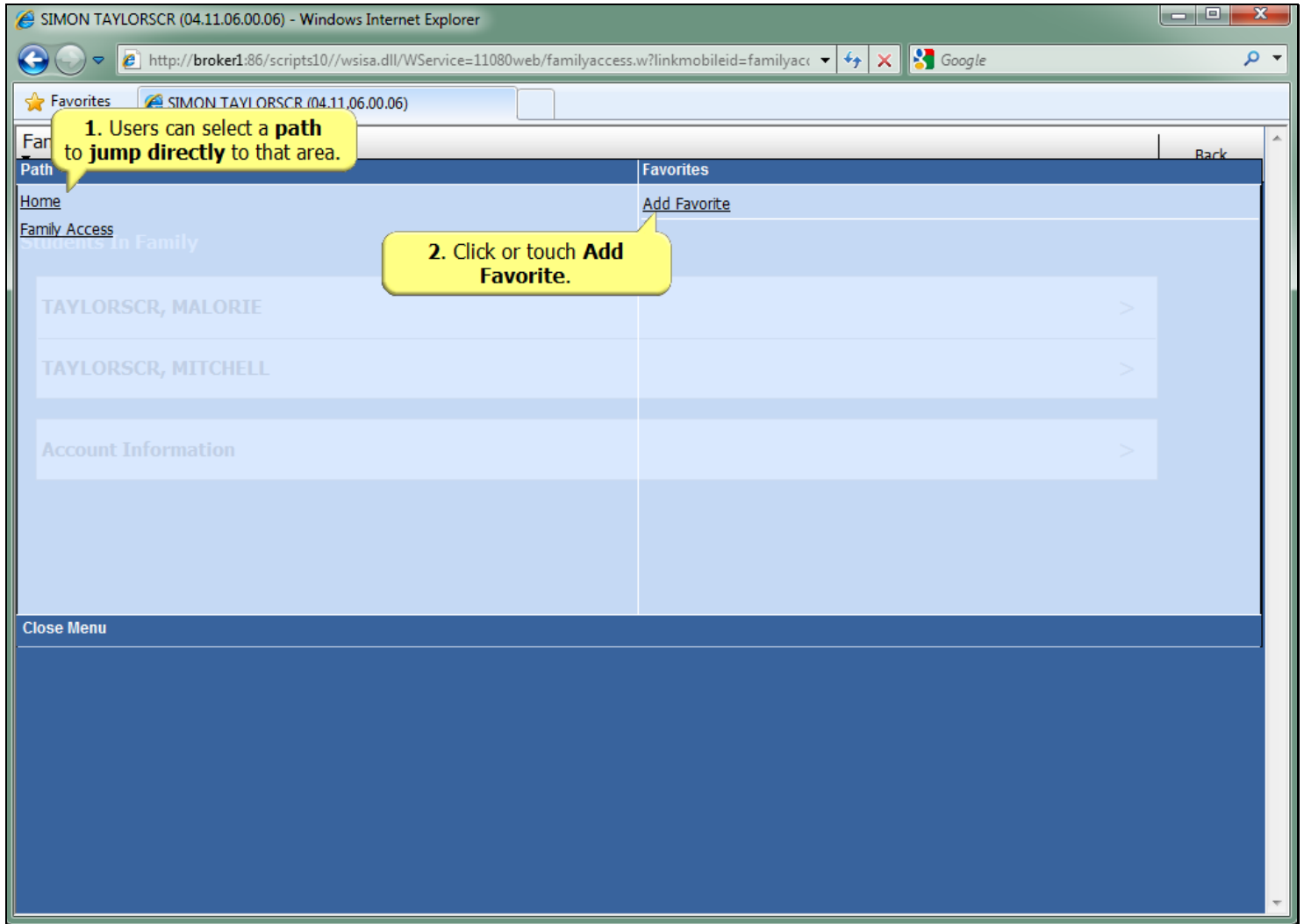
- A yellow callout box with the text: "1. Guardians can have **view only** and **searchable access** to the tabs displayed."
- A yellow callout box with the text: "If a tab is **not available**, the district has **turned off access** to that specific tab in Family Access."

A "Back" button is visible in the top right corner of the page content area. A yellow callout box with the text "2. Select **Back**." points to this button.

Slide 5 - Slide 5



Slide 6 - Slide 6

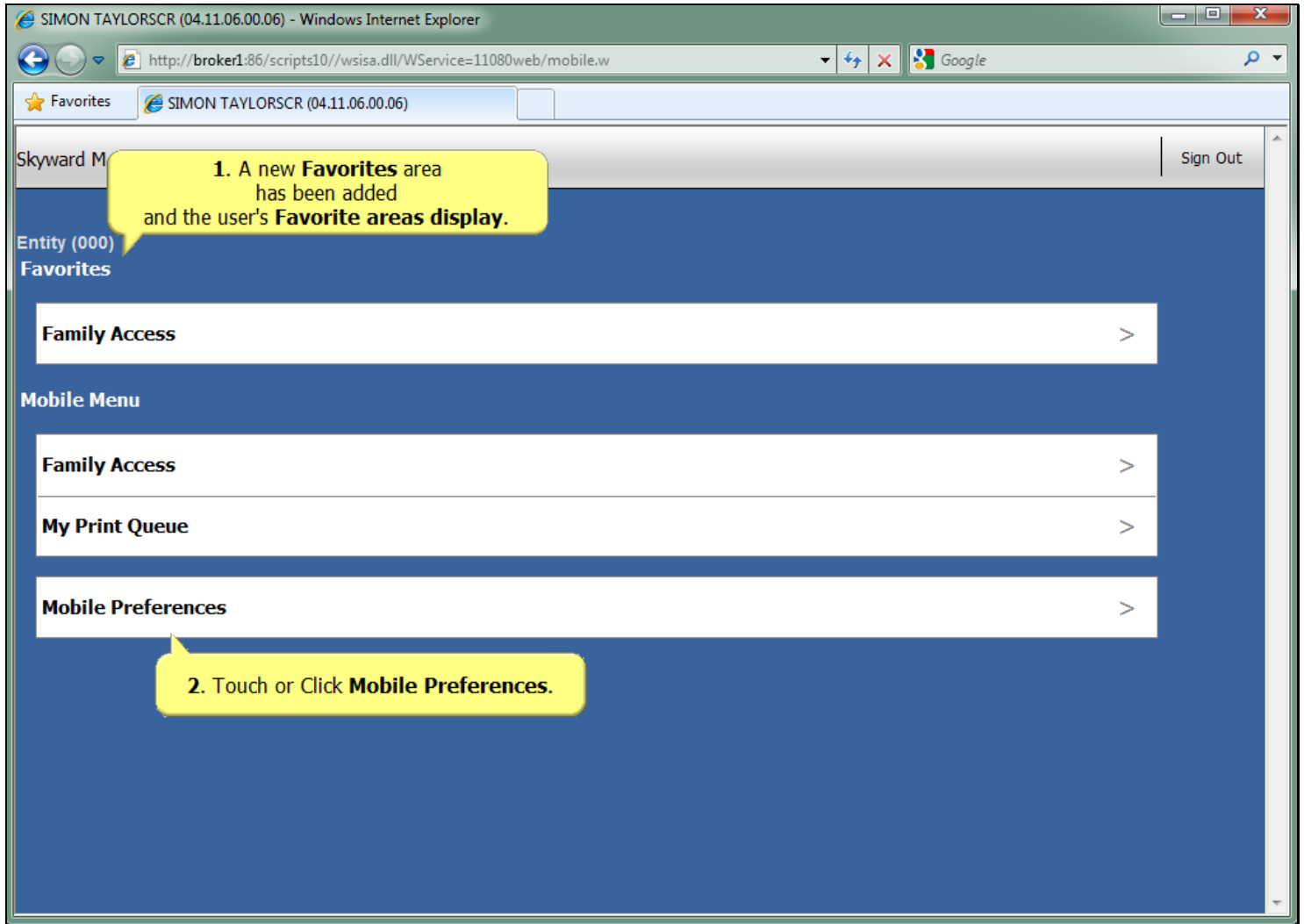


Slide 7 - Slide 7

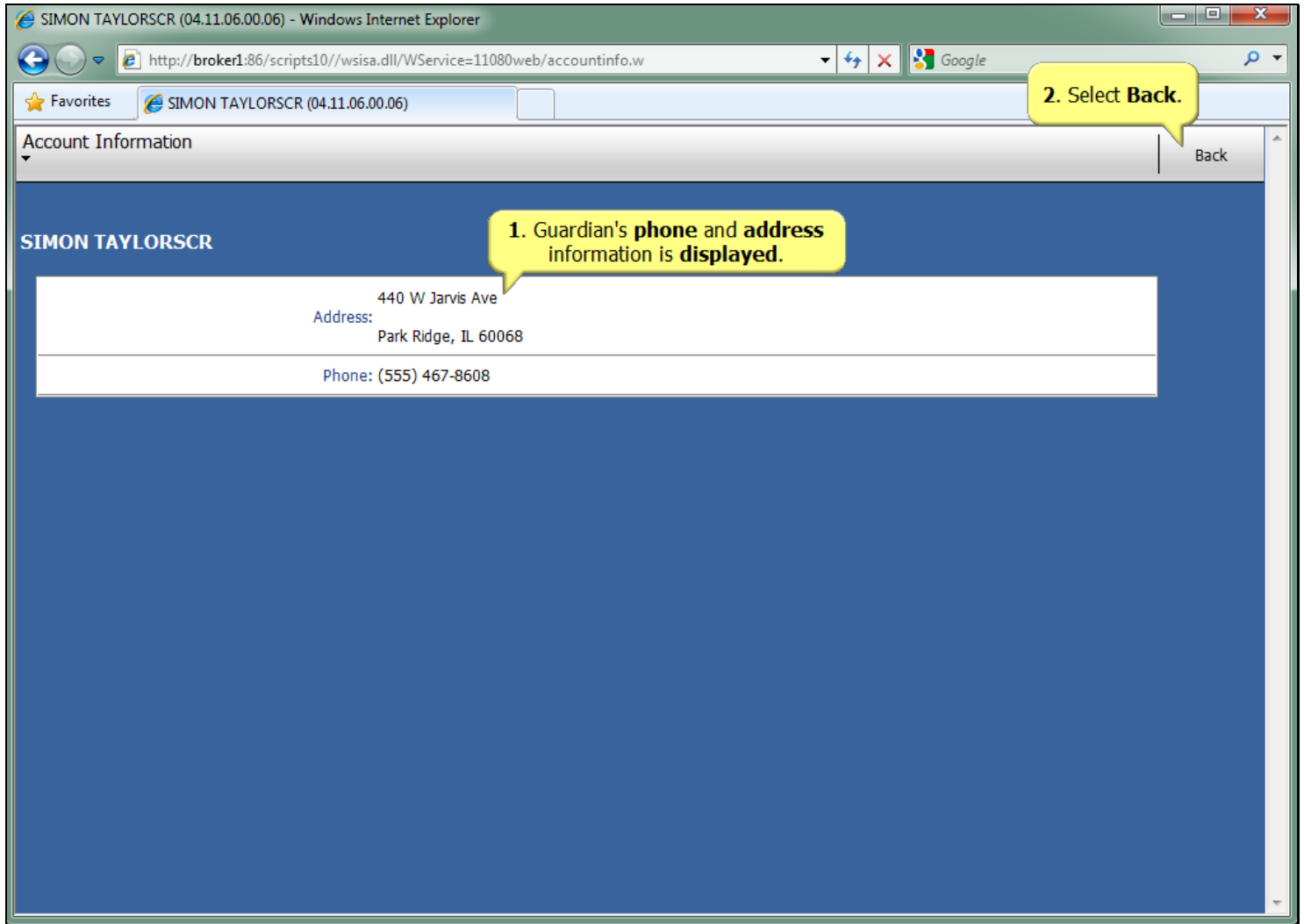
The screenshot shows a mobile web browser interface with a 'Family Access' menu. The browser title is 'SIMON TAYLORSCR (04.11.06.00.06) - Windows Internet Explorer'. The address bar shows a URL starting with 'http://broker1:86/scripts10/'. The 'Favorites' bar contains the same browser title. The 'Family Access' menu is displayed with a 'Path' column and a 'Favorites' column. The 'Home' path has a 'Remove Favorite' link in the 'Favorites' column. Below the menu are three items: 'TAYLORSCR, MALORIE', 'TAYLORSCR, MITCHELL', and 'Account Information', each with a right-pointing arrow. A 'Close Menu' button is at the bottom left. Three yellow callout boxes provide instructions: 1. 'The link has changed to Remove Favorite. To remove a favorite, click or touch the link.' (pointing to 'Remove Favorite'); 2. 'Select Home.' (pointing to 'Home'); 3. 'Select Close Menu to close the menu without jumping to another path.' (pointing to 'Close Menu').

Path	Favorites
Home	Remove Favorite
TAYLORSCR, MALORIE	>
TAYLORSCR, MITCHELL	>
Account Information	>

Slide 8 - Slide 8



Slide 9 - Slide 9



Slide 10 - Slide 10

