


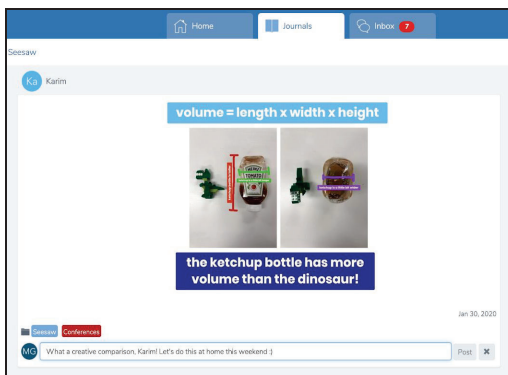
# What is Seesaw?

Seesaw creates a powerful learning loop between teachers, students, and families.



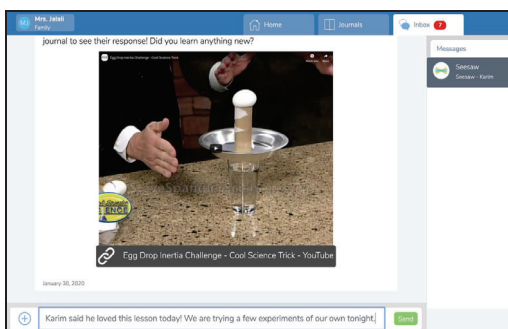
Seesaw makes your child's thinking and learning visible

- ✓ Students complete assignments and post to their journal using the **Class app**
- ✓ Your child uses Seesaw learning tools like photo, draw + record and video to create, reflect and show their learning



Engage with your child's learning in real time on the Family app

- ✓ See and celebrate your child's growth
- ✓ Leave comments of encouragement
- ✓ Connect to all your children's journals in one place



Form strong partnerships with your child's teacher on the Family app

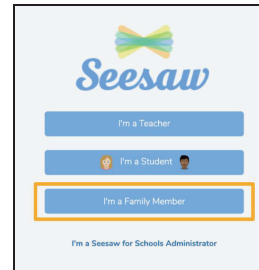
- ✓ Receive resources and announcements
- ✓ Message one-on-one with the teacher (*group messaging is not available*)
- ✓ Respond with typed messages or click the (+) to send photos, videos, and more

**When teachers and families work together, students achieve!**  
**Together on Seesaw, we can celebrate and support your child's learning inside and outside the classroom.**

# Get Connected on Seesaw

Family members use the **Family app**  
or log in as a **Family Member** at **app.seesaw.me**

Students use the **Class app** to complete assignments and post to the Journal



## If you received a printed invitation...

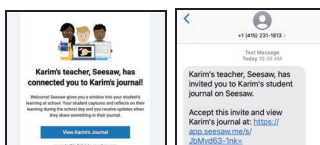
- ✓ Open the Family app or click I'm a Family Member at [app.seesaw.me](http://app.seesaw.me)

## If you do not have a family account...

- ✓ Click create an account
- ✓ Scan the QR code and follow the prompts

## If you already have a family account...

- ✓ Sign in
- ✓ Click your profile icon > Add New Child
- ✓ Scan the QR code




## If you received an **invitation by text or email**...

- ✓ Click the link
- ✓ Create a new account or sign in to an existing account

**NOTE:** You and your child **CANNOT** use the same email address to create accounts.

# How to Use Seesaw as a Family Member



## Students use the Class app

or log in as a Student at [app.seesaw.me](https://app.seesaw.me)

- ✓ Post to their journal
- ✓ Complete assignments



## Families use the Family app

or log in as a Family Member at [app.seesaw.me](https://app.seesaw.me)

- ✓ View and engage with their child's work
- ✓ Communicate with the teacher

---

**In the Family app, Families see posts by their child, posts their child is tagged in, and comments by the teacher or students on their child's posts**

---




**The Home tab** shows all of your child's or children's posts from the last 60 days



**The Journals tab** allows you to view all posts by child or class



**Like or comment on any post** in the Home or Journal tabs. Leave an audio comment by clicking the microphone icon



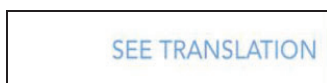
**The Inbox tab** is where you receive announcements and message the teacher one-on-one (*Group messages are not available*)



**Attach a multimedia file to any message** by clicking the plus icon



**Adjust account settings** like notification preferences by clicking your profile icon top left



**Devices set to languages not English** can translate all typed text in one click